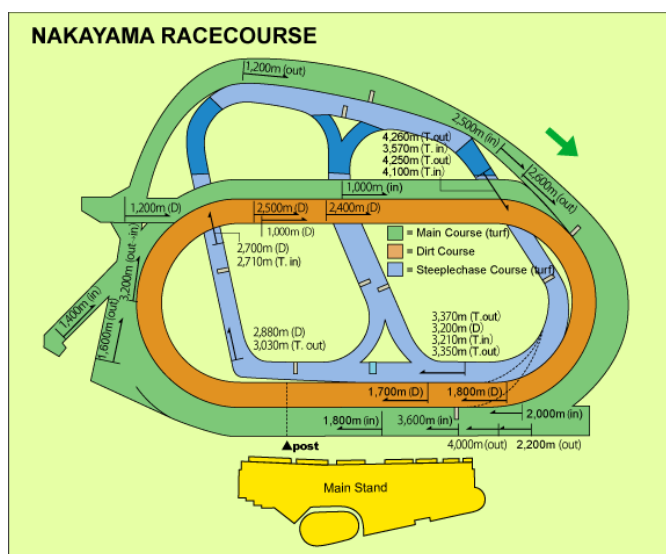


Hippodrome de Nakayama



L'Hippodrome de Nakayama, ouvert en 1920, est l'un des deux grands champs de courses de la région de la capitale. Son programme de courses est comparable à celui de Tokyo, cependant les courses ne sont jamais organisées le même jour sur les deux hippodromes. L'hippodrome accueille des grandes épreuves, en particulier l'Arima Kinen (G1), le Satsuki Sho (Japanese 2000 Guineas), le Sprinters Stakes (G1) et l'Asahi Hai Futurity Stakes. Les courses d'obstacles classées organisées à Nakayama sont le Nakayama Grand Jump (J-G1) et le Nakayama Daishogai (J-G1).

Piste

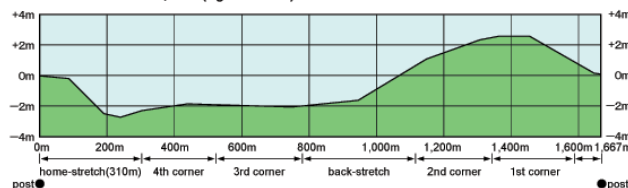


Piste principale (herbe)	
Longueur	A-Piste 1,667m (ovale intérieur)
	B-Piste 1,686m (ovale intérieur)
	C-Piste 1,705m (ovale intérieur)
	A-Piste 1,840m (ovale extérieur)
	B-Piste 1,859m (ovale extérieur)
	C-Piste 1,877m (ovale extérieur)
Largeur	A-Piste 20 ~ 32m
	B-Piste 17 ~ 29m
	C-Piste 14 ~ 26m

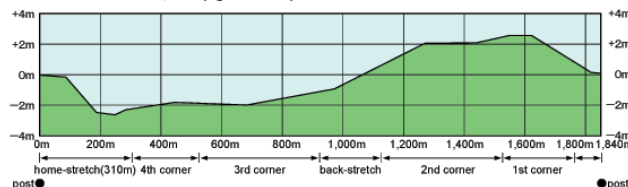
Accès

- Environ 15 minutes en autobus et 30 minutes à pied de la gare JR Nishi-Funabashi.
- Environ 10 minutes à pied de la gare JR de Funabashi-Hoten en utilisant le passage souterrain (tapis roulant automatique du centre commercial de Nakki Mall installé).
- Environ 10 minutes en autobus et 20 minutes à pied de la gare Keisei de Higashi-Nakayama.

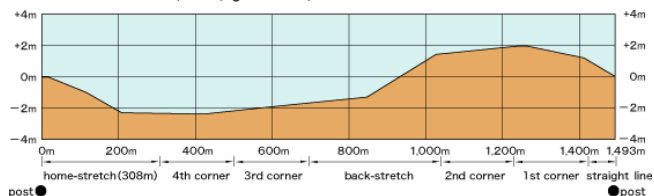
Turf Course Undulation 1,667m(right-handed)



Turf Course Undulation 1,840m(right-handed)



Dirt Course Undulation 1,493m(right-handed)

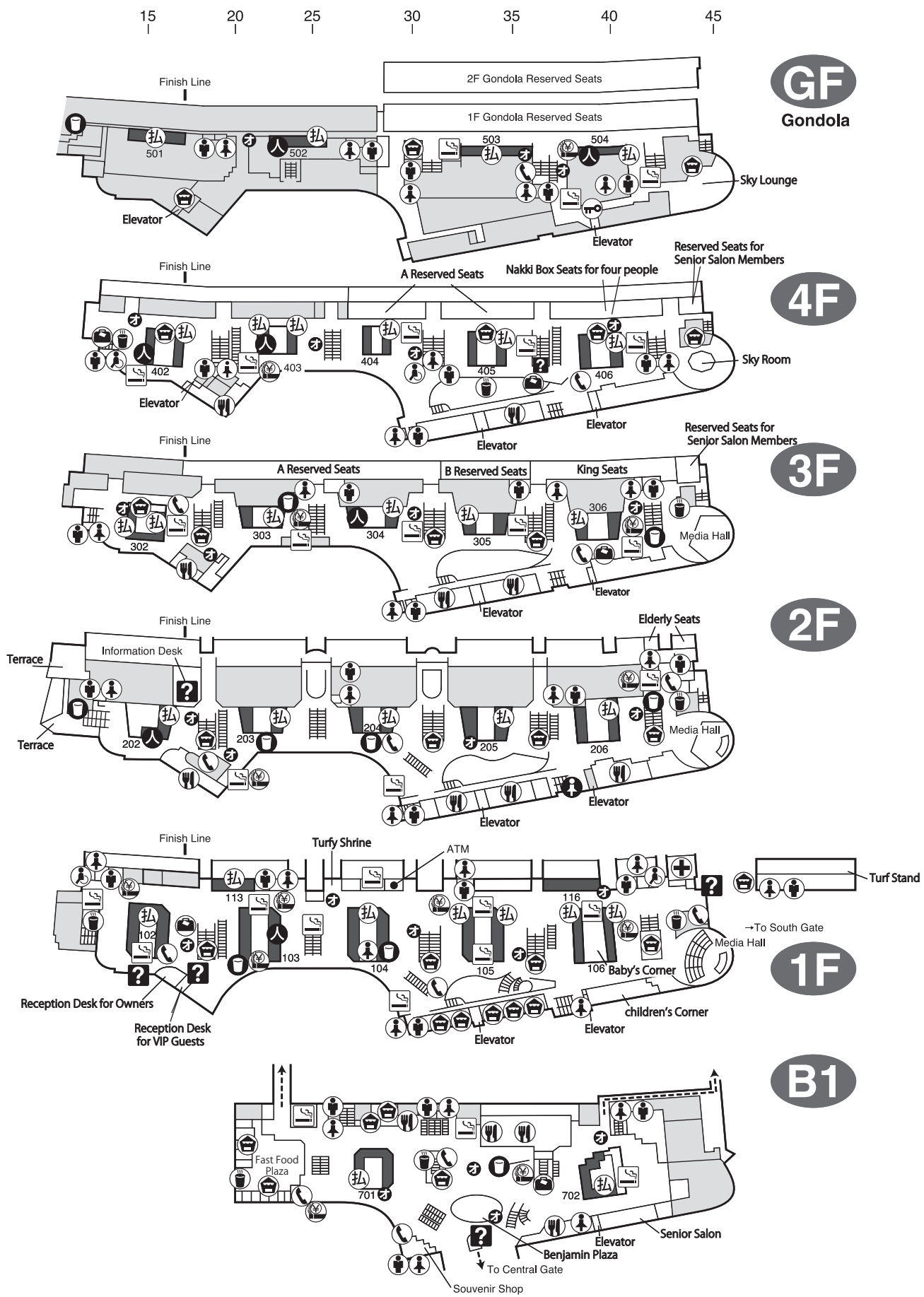


Piste en sable			
Longueur	1,493m(ovale)	Largeur	25m

Steeplechase Course (turf)		
Longueur	1,456m (parcours en O)	447 & 424m (parcours en X)
Largeur	20 ~ 30m	



NAKAYAMA RACECOURSE STAND INFORMATION



※ Nonsmoking in Grandstands,
Smoking is permitted only
in designated smoking rooms.

For inquiries please ask at the Information Desk.

?	Information Desk	☺	Snack Stands	♿	Restroom for Disabled	🚻	Cloakroom
👤	Parimutuel Clerks	☕	Free Tea Service	☎	Pay Phones	🔒	Locker
🎰	Betting and Pay-off Machines <small>(After inserting a winning ticket, you may continue betting with your payout without extracting it.)</small>	♂	Men's Restroom	🚬	Smoking Area	🏠	First-aid Station
🍴	Restaurant	♀	Ladies' Restroom	🚬	Cigarette Machine	🎰	Betting Machine
		👶	Ladies' Restroom with baby	🥤	Beverage Machine	⚠	Restricted Areas
				🖨	Odds Printout Machine		

Wi-Fi Internet Access User Guide

Electronic Devices Requirement

Notebook PCs, Tablet PCs, Smartphones etc. with built-in Wi-Fi capabilities (All Wi-Fi enabled electronic devices)

Charge

Free of Charge

Area

Racecourses: Reserved seat area

Seating area such as the non-reserved seat area and the media hall area

Near the information desk

Off-course betting facilities (WINS): Excel floor

Seating area such as the media hall area

Near the information desk

How to use

STEP 1 Get your Guest Code (Password) (It is possible to get your Guest Code (Password) on non-racedays)

(1) Please send a blank mail to jrcode@forguest.wi2.ne.jp

(2) Then the Guest Code (Password) will be sent to your email address.

STEP 2 Configure the network setting of your wireless device

Please select [Wi2premium] from the available wireless networks.

STEP 3 Enter the Guest Code (Password)

Enter the Guest Code (Password) which has been provided at [STEP 1] in order to enjoy the Wi-Fi Service.

(1) Open the internet browser.

(2) The login page will display.

(3) Please enter the Guest Code (Password) which has been provided at [STEP 1], and press [STEP 2].

Notes for enjoying the Wi-Fi Service by Guest Code (Password)

- It is possible to get your Guest Code (Password) on non-racedays.
- The Guest Code (Password) is valid for 9 hours starting from first used to connect to the Internet.
- When enjoying the Wi-Fi Service by Guest Code (Password), the connection of Wi-Fi network is unencrypted.