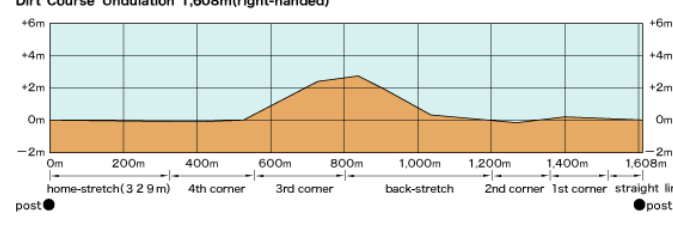
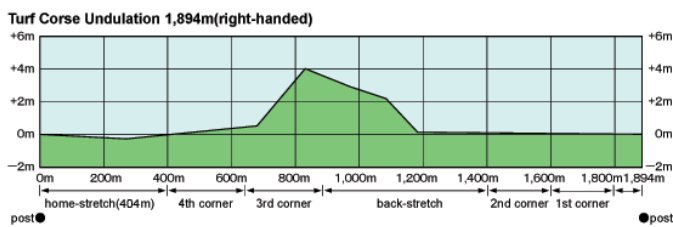
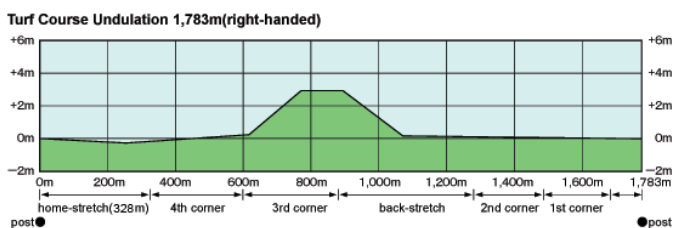
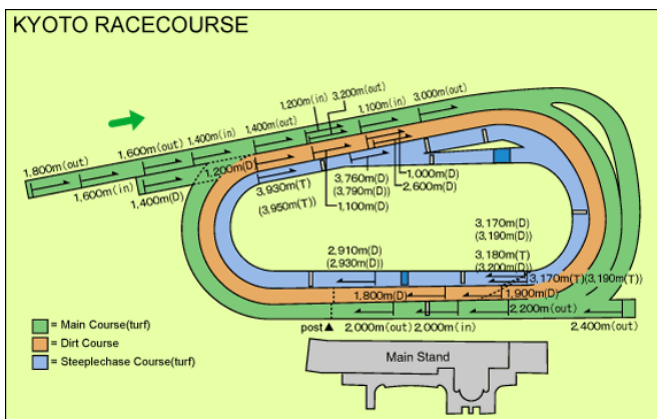


Hippodrome de Kyoto



L'Hippodrome de Kyoto, construit en 1924, est l'hippodrome le plus prestigieux de l'ouest du Japon. Il organise des réunions 5 fois par an de même que les autres grands hippodromes. Depuis 2007, Kyoto offre aux spectateurs des images et des informations plus complètes grâce à l'installation d'un multiécran « Turf Vision » de taille comparable à celui de Tokyo. L'hippodrome présente, principalement, le Tenno Sho (Printemps-G1), le Kikuka Sho (Japanese St. Leger), Mile Championship (G1), le Queen Elizabeth II (G1) et Shuka Sho.



Piste principale (herbe)	
Longueur	A-Piste 1,783m (ovale intérieur)
	B-Piste 1,802m (ovale intérieur)
	C-Piste 1,821m (ovale intérieur)
	D-Piste 1,840m (ovale intérieur)
	A-Piste 1,894m (ovale extérieur)
	B-Piste 1,914m (ovale extérieur)
	C-Piste 1,932m (ovale extérieur)
	D-Piste 1,951m (ovale extérieur)
Largeur	A-Piste 35m
	B-Piste 31m
	C-Piste 28m
	D-Piste 25m

Piste

Piste en sable			
Longueur	1,608m	Largeur	25m

Piste de steeple (herbe)	
Longueur	1,414m (Ordinaire)
	1,400m (Grande)
Largeur	23m (Ordinaire) 20m (Grande)

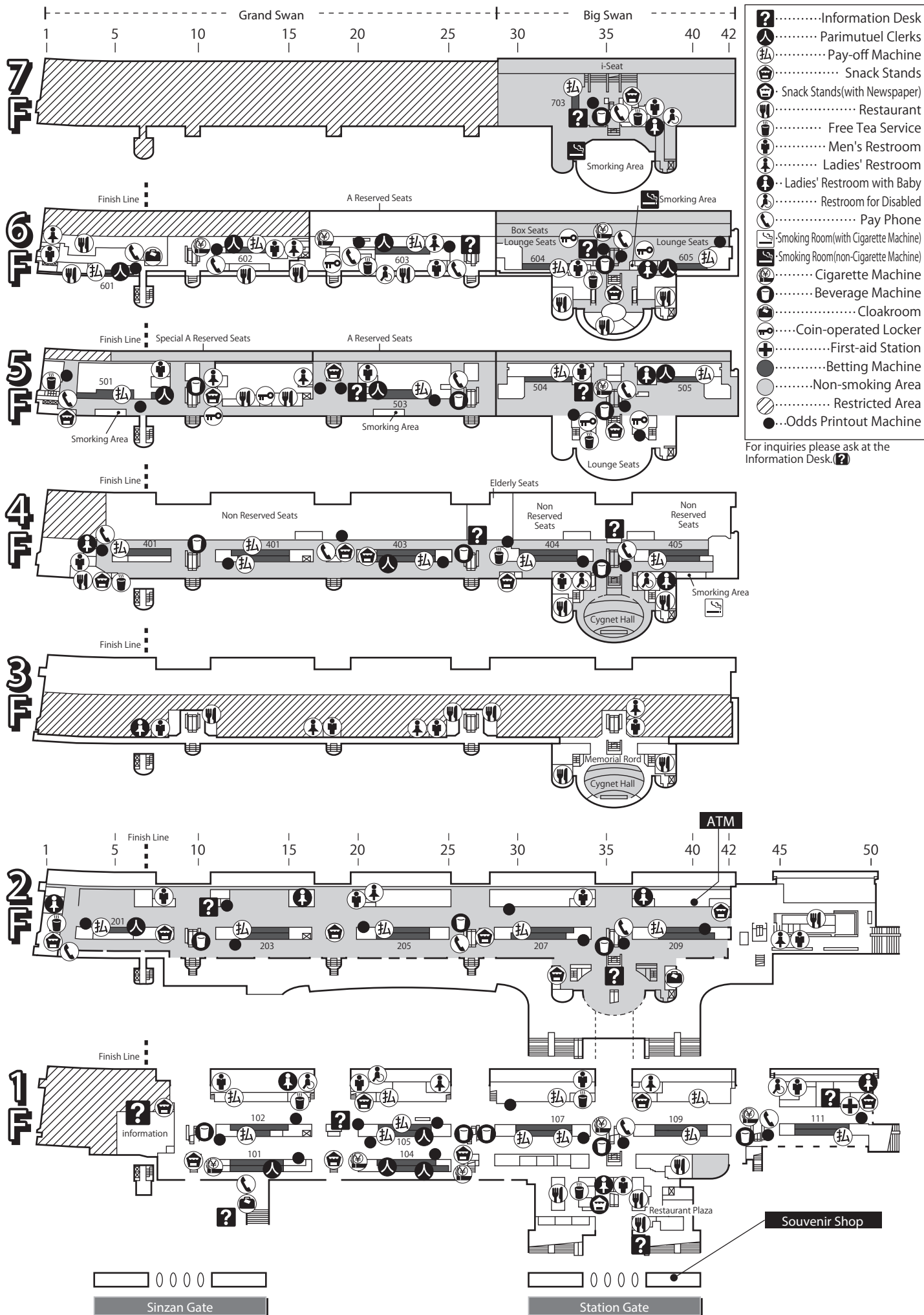
Accès



- Environ 5 minutes à pied de la gare Yodo (Keihan Dentetsu).
- Environ 20 minutes en autobus direct de la gare JR Yamazaki.
- Environ 20 minutes en autobus de la gare Minase (Hankyu Dentetsu).
- Les autobus (payants) circulent entre l'hippodrome de Kyoto et la gare JR de Yamazaki et la gare Minase (Hankyu Dentetsu) tous les samedis et dimanches les jours des courses.

Droit d'entrée: 200 Yen (les jours des courses) **URL:** <http://jra.jp/facilities/race/kyoto/index.html> (Japonais)

KYOTO RACECOURSE STAND INFORMATION



Wi-Fi Internet Access User Guide

Electronic Devices Requirement

Notebook PCs, Tablet PCs, Smartphones etc. with built-in Wi-Fi capabilities (All Wi-Fi enabled electronic devices)

Charge

Free of Charge

Area

Racecourses: Reserved seat area

Seating area such as the non-reserved seat area and the media hall area

Near the information desk

Off-course betting facilities (WINS): Excel floor

Seating area such as the media hall area

Near the information desk

How to use

STEP 1 Get your Guest Code (Password) (It is possible to get your Guest Code (Password) on non-racedays)

(1) Please send a blank mail to jrcode@forguest.wi2.ne.jp

(2) Then the Guest Code (Password) will be sent to your email address.

STEP 2 Configure the network setting of your wireless device

Please select [Wi2premium] from the available wireless networks.

STEP 3 Enter the Guest Code (Password)

Enter the Guest Code (Password) which has been provided at [STEP 1] in order to enjoy the Wi-Fi Service.

(1) Open the internet browser.

(2) The login page will display.

(3) Please enter the Guest Code (Password) which has been provided at [STEP 1], and press [STEP 2].

Notes for enjoying the Wi-Fi Service by Guest Code (Password)

- It is possible to get your Guest Code (Password) on non-racedays.
- The Guest Code (Password) is valid for 9 hours starting from first used to connect to the Internet.
- When enjoying the Wi-Fi Service by Guest Code (Password), the connection of Wi-Fi network is unencrypted.