

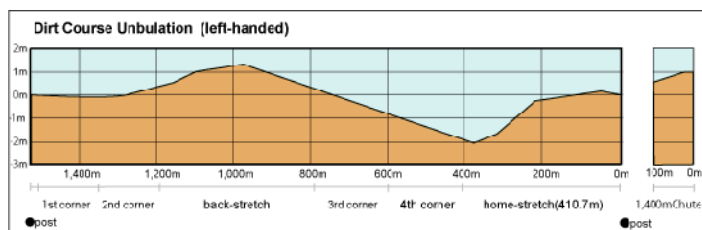

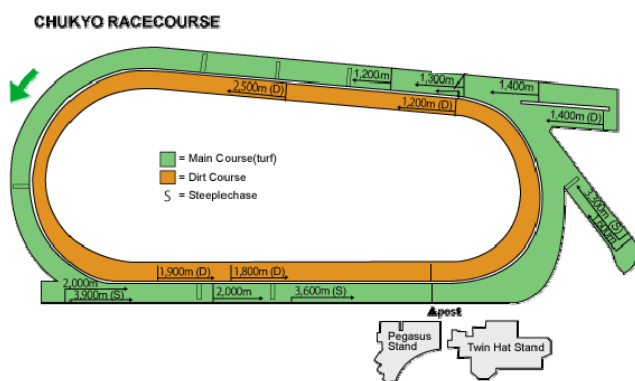
Hippodromes (JRA)

Hippodrome de Chukyo



Situé à Nagoya, grande métropole située entre Tokyo et Osaka, l'Hippodrome de Chukyo jouit d'une réputation proche de celle des « Quatre grands ». Il présente des réunions trois fois par an. Les grandes épreuves sont le Takamatsunomiya Kinen (G1), le Kinko Sho (G2), l'Aichi Hai (G3), le Chukyo Kinen (G3), le CBC Sho (G3), le Procyon Stakes (G3), le Falcon Stakes (G3) et le Chunichi Shinbun Hai (G3).

Piste



Piste principale (herbe)	
Longueur	A-Piste 1,705.9m
	B-Piste 1,724.8m
Largeur	A-Piste 28-30m
	B-Piste 25-27m

Piste en sable			
Longueur	1,530.0m	Largeur	25m

Accès

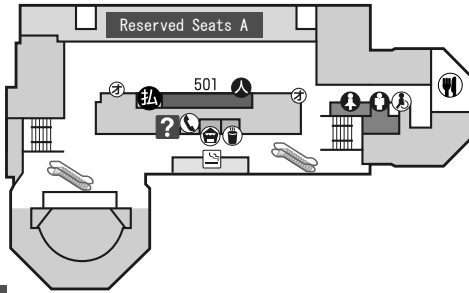
- Environ 10 minutes à pied de la gare Chukyo Keibajo Mae (Ligne principale Meitetsu Nagoya).



Droit d'entrée: 200 Yen (les jours des courses) **URL:** <http://jra.jp/facilities/race/chukyo/index.html> (Japonais)

Twin Hat Stand

5 F

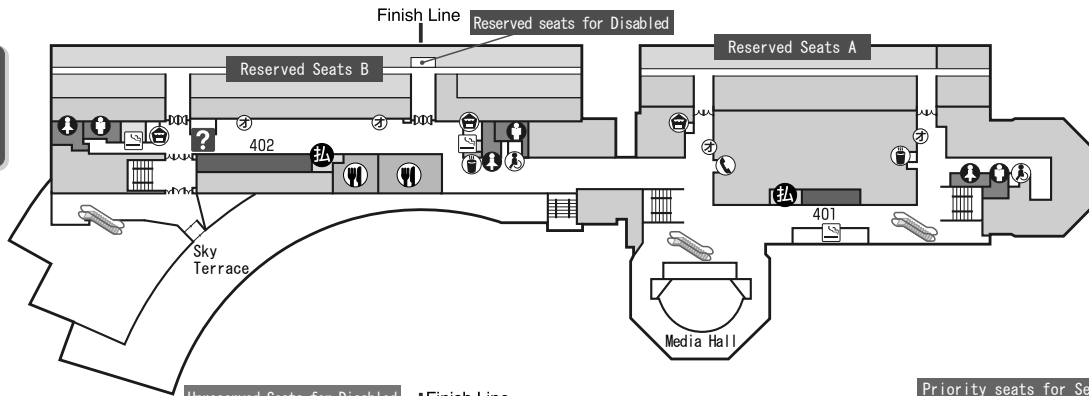


- Information Desk
- Snack Stand
- Restaurant
- Free Tea Service
- Men's Restroom
- Ladies' Restroom
- Restroom for Disabled
- Pay Phone
- Smoking Room
- Cloak Room
- First-aid Station
- Odds Box
- Escalator

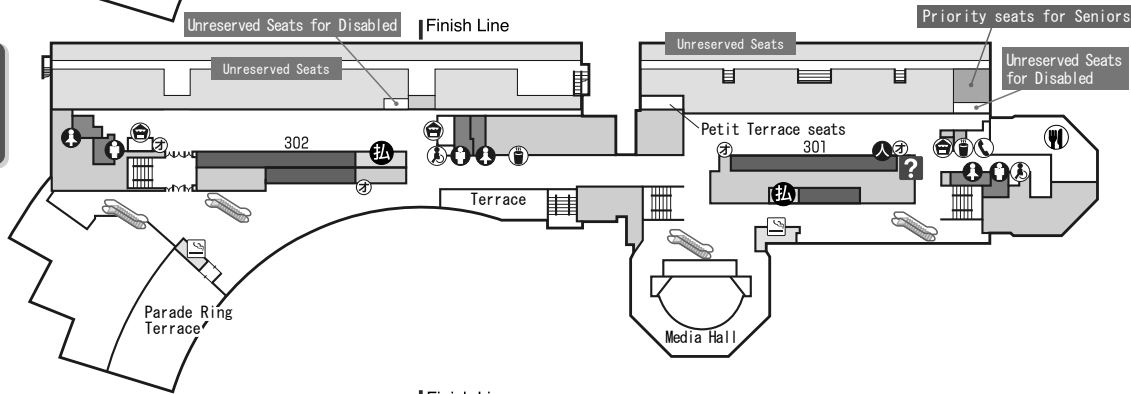
- Betting Windows (Parimutuel Clerks)
- Betting and Pay-off Machines

Pegasus Stand

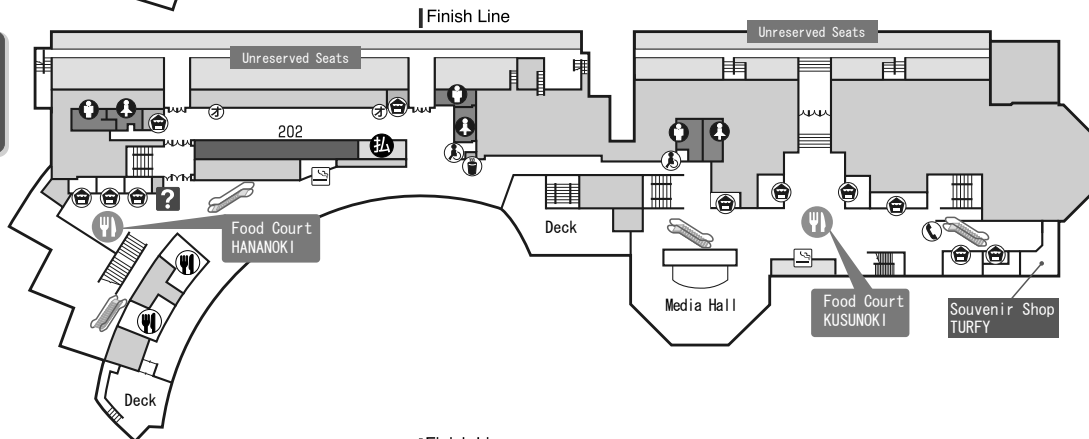
4 F



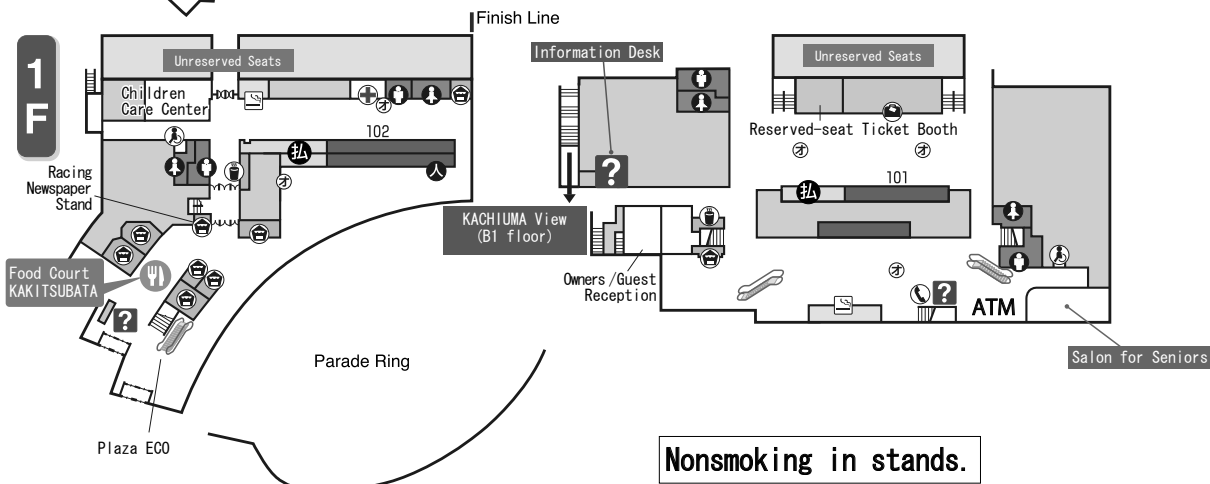
3 F



2 F



1 F



Nonsmoking in stands.

Wi-Fi Internet Access User Guide

Electronic Devices Requirement

Notebook PCs, Tablet PCs, Smartphones etc. with built-in Wi-Fi capabilities (All Wi-Fi enabled electronic devices)

Charge

Free of Charge

Area

Racecourses: Reserved seat area

Seating area such as the non-reserved seat area and the media hall area

Near the information desk

Off-course betting facilities (WINS): Excel floor

Seating area such as the media hall area

Near the information desk

How to use

STEP 1 Get your Guest Code (Password) (It is possible to get your Guest Code (Password) on non-racedays)

(1) Please send a blank mail to jrcode@forguest.wi2.ne.jp

(2) Then the Guest Code (Password) will be sent to your email address.

STEP 2 Configure the network setting of your wireless device

Please select [Wi2premium] from the available wireless networks.

STEP 3 Enter the Guest Code (Password)

Enter the Guest Code (Password) which has been provided at [STEP 1] in order to enjoy the Wi-Fi Service.

(1) Open the internet browser.

(2) The login page will display.

(3) Please enter the Guest Code (Password) which has been provided at [STEP 1], and press [STEP 2].

Notes for enjoying the Wi-Fi Service by Guest Code (Password)

- It is possible to get your Guest Code (Password) on non-racedays.
- The Guest Code (Password) is valid for 9 hours starting from first used to connect to the Internet.
- When enjoying the Wi-Fi Service by Guest Code (Password), the connection of Wi-Fi network is unencrypted.